

KITCHEN



Discover
Your Style

EXPLORE 12 DESIGNER KITCHENS

Shop Products

FIND THE RIGHT DESIGN
AND FUNCTION

KITCHEN
COLLECTION
THE

THE STUFF OF LIFE.

The kitchen. Where food comes with a side of love. Where walls hold the colors and flavors of everyday life. Where the perfect sink and faucet make the kitchen a place in which every task's a pleasure.

Explore six trend collections in a dozen inspiring rooms that will help you choose your KOHLER® sink and faucet. Discover the freshness of an all-white space, a kitchen that connects with nature or hold color that makes a statement. You'll find distinctive sink and faucet pairings that will work for the way you cook and live.

Then, flip to the second part of the book and find the details that make choosing the perfect complement of sink and faucet simple. Get in-depth information on our most popular kitchen products—the forms, functions and features that will enhance your kitchen experience every day.

CONTENTS



WHITE ON WHITE



SMOKY SULTRY



NOIR



PALE NEUTRALS



PLAYFUL PATTERNS



COLOR

TRANSITIONAL STYLE



10



26



40



18



32



46



54



68



82



60



74



88

98

KITCHEN SINKS

124

KITCHEN FAUCETS

156

GLOSSARY



find your
PERFECT
COMPLEMENT



Just as the perfect sink and faucet enhance and complement one another, thoughtful ingredient pairings create fresh new flavors.

Chef Trent Hazelberg of **Destination Kohler**, a world-class resort, created exclusive recipes that blend appetizing ingredients with a splash of global gusto. On the following pages, we'll dish up Chef Trent's six exclusive recipes that perfectly complement the colors and flavors of our trend-worthy kitchens.

WHITE ON WHITE

PURE SIMPLICITY

White brings life into focus, elevating both design elements and ingredients to living sculptures.

Williamsburg WAREHOUSE

Clean and new, white offers a recipe for pure simplicity.

WHITE

TREND NO. 1

WHITE

DESIGN TREND

Wrapped in shades of white, the professional-style kitchen puts an emphasis on abundant lighting, hidden storage and workable space. Eliminating wall cabinets and incorporating subtle shifts in texture make a white kitchen look fresh and new.

SEARCH WHITE AT [IDEAS.KOHLER.COM](https://www.kohler.com/ideas)

PERFECT COMPLEMENT

Poached Sea Scallops,
Cauliflower Puree and White Asparagus
with White Balsamic Emulsion



Just as a balsamic emulsion enriches the creaminess of tender sea scallops,
the timeless elegance of the **Artifacts® faucet** enhances the
Whitehaven® apron-front sink with **Hayridge® design**. Both sink
and faucet take traditional forms and freshen them for today's kitchen.



Vintage nuance FRESH PERFORMANCE

The artistry of the **Artifacts®**
sidespray hides dual functions;
it switches between **BerrySoft®**
spray for food prep and **Sweep®**
spray for cleaning.

TREND NO. 1

WHITE

DESIGN TIP

Bring a touch of history to an urban loft by mixing vintage and industrial forms. With its tactile horizontal ridges, the **Whitehaven® apron-front sink** with **Hayridge® design** is an unconventional take on farmhouse style. Perfectly enhanced by an **Artifacts® faucet** in **Vibrant® Stainless** finish, it's a fresh look with timeless character.

SEARCH **WHITE** AT [IDEAS.KOHLER.COM](https://ideas.kohler.com)

WHITE

The under-mount **Iron/Tones® bar sink** adds complementary function away from the busy primary sink. A stately **Artifacts® faucet** with high-arch swing spout provides a classic counterpoint.



Easy ACCESS

Melding old-school style and meaningful function, the **Artifacts® pot filler**, with a 22-inch reach when fully extended, is indispensable to serious cooks.



1 & 2



3



4



5



6



7

GET THIS LOOK

- 1 | Artifacts® single-handle kitchen faucet with two-function sidespray K-99262-VS
- 2 | Whitehaven® Self-Trimming® under-mount single-bowl kitchen sink with tall apron and Hayridge® design K-6351-0
- 3 | Artifacts single-handle bar faucet K-99264-VS
- 4 | Iron/Tones® under-mount bar sink K-6587-0
- 5 | Artifacts deck-mount pot filler K-99271-VS
- 6 | Benjamin Moore® Pure White paint OC-64
- 7 | Corian® Glacier White countertop

WHITE



Artisan WHITE

Modern and vintage elements combine
in a thoughtfully curated kitchen.

WHITE

18

| | |
|---|---------------------|
| TREND NO. 1 | <i>WHITE</i> |
| DESIGN TREND | |
| An all-white kitchen can borrow elements from several trends for a curated look. Take note of vintage touches in iconic appliances and classic subway tile, and soft-modern elements such as under-mount sinks. Carefully chosen hints of deep color ground an all-white space. | |
| SEARCH WHITE AT IDEAS.KOHLER.COM | |



TREND NO. 1

WHITE

DESIGN TIP

Nothing adds depth to an all-white kitchen like rich pops of color, or in this case, the intense hue of the **Whitehaven® apron-front sink** in **Thunder™ Grey**. Impart a sense of history with the sculptural curves of **Artifacts® faucets**.

SEARCH **WHITE** AT IDEAS.KOHLER.COM

PERFECT
COMPLEMENT

Poached Sea Scallops,
Cauliflower Puree and White Asparagus
with White Balsamic Emulsion



In the same way that Chef Hazelberg reimagines white asparagus and cauliflower puree, Kohler brings fresh looks to classic sink and faucet designs. The bold shape and gleaming **Vibrant® Polished Nickel finish** of the **Artifacts® faucet** balances the strong, solid lines of the **Whitehaven® apron-front sink**.

WHITE

Wonder WORKER

The task-oriented **Artifacts® faucet** family offers advanced function and eclectic elegance for every area of your kitchen, from the pot filler at the range to the primary sink to the island sink, making prepping, cooking and cleanup easier.



GET THIS LOOK

- 1 | Artifacts® pull-down kitchen faucet K-99259-SN
- 2 | Whitehaven® Self-Trimming® under-mount single-bowl kitchen sink with tall apron K-6489-58
- 3 | Artifacts pull-down kitchen faucet K-99261-SN
- 4 | Napa™ under-mount bar sink K-5848-2U-58
- 5 | Artifacts wall-mount pot filler K-99270-SN
- 6 | Benjamin Moore® Ice Mist paint OC-67
- 7 | Silestone® Ariel countertop
- 8 | ANN SACKS® Arden field tile





Smoky SULTRY

ELEMENTAL MIX

Sultry and warm, the smoky kitchen serves a melt-in-your-mouth mix of natural ingredients, lit by modern metallics and touched with robust texture.

SMOKY

TREND NO. 2

SMOKY

DESIGN TREND

Kitchens are evolving into shared spaces as couples embrace the pleasure of cooking together. Deep, rich colors and textures enhance pared-down details that tap into an earthy, rustic minimalism.

SEARCH **SMOKY** AT [IDEAS.KOHLER.COM](https://ideas.kohler.com)

SMARTGLASS

Earth-friendly materials, spicy hues and simple lines come together in a savory space where rustic texture takes the edge off urban lines.

SMOKY

Intuitive
TECHNOLOGY

The **Sensate® touchless faucet** with high-arch swing spout has intuitive **Response® technology** that's in tune with your every move. A simple wave of a hand, utensil or object turns it on or off.



PERFECT COMPLEMENT

Terrapin Cookies
Made with KOHLER® Original Recipe Chocolates



SMOKY

A generous **Iron/Tones® Smart Divide sink®** and multitasking **Sensate® touchless faucet** go together like dark chocolate and smooth caramel. Bakers and cooks alike appreciate the way the touchless faucet frees the hands to prep, cook and clean up without spreading messes.

The **Iron/Tones® Smart Divide®** sink and **Sensate® touchless faucet** are the main ingredients of the kitchen island. Large and medium bowls divided by a low barrier maximize the sink's versatility. **KOHLER® enameled cast iron**, which resists chipping, cracking and burning, withstands whatever you dish out.




SMOKY



1



2



3



4

GET THIS LOOK

- 1 | Sensate® pull-down touchless kitchen faucet with black accents K-72218-B7-VS
- 2 | Iron/Tones® Smart Divide® under-mount large/medium kitchen sink K-6625-7
- 3 | Benjamin Moore® Gray paint 2121-10
- 4 | Silestone® Zirconium countertop



Warm SIMPLICITY

An artisan-inspired kitchen brings the outside in
with the warmth of natural materials.

SMOKY

| | |
|--|--------------|
| TREND NO. 2 | <i>SMOKY</i> |
| DESIGN TREND | |
| Showing a move toward honest, authentic building materials, the new-natural kitchens have lean profiles with plenty of texture. Earthy tones bring an urban edge to stone countertops, open shelving and mixed metals. | |
| SEARCH SMOKY AT IDEAS.KOHLER.COM | |

PERFECT COMPLEMENT

Terrapin Cookies
Made with KOHLER® Original Recipe Chocolates



Like the perfect pairing of vanilla and brown sugar, the simple design of the **Simplice® faucet** works beautifully with the smooth finish of the **Cairn™ kitchen sink**. The straightforward shapes of the sink and faucet add crisp style to a minimalist kitchen.



Perfect PAIRING

The rich color of the **Cairn™ sink** in **Matte Black** complements the visual texture of natural countertops. The smoothly curving **Simplice® faucet** works hard with a rotating pull-down sprayhead and forceful **Sweep® spray** for thorough cleaning.

SMOKY



1



2



3



4



5

GET THIS LOOK

- 1 | Simplice® pull-down kitchen faucet K-596-VS
- 2 | Cairn™ under-mount large/medium kitchen sink with sink rack K-8204-CM1
- 3 | Benjamin Moore® Bar Harbor Beige paint 1032
- 4 | Benjamin Moore Galaxy paint 2117-20
- 5 | Silestone® Terra countertop



Rich, Dimensional COLOR

The **Cairn™ under-mount sink**, made of exceptionally durable **Neoroc™** material, resists scratches and chips and is heat- and fade-resistant.

NOIR

DESIGN-FORWARD

The trend to black illuminates subtle details, creating depth while letting food take center stage. Whether it's sexy or subdued, reflective or textured, black grounds the kitchen with its definitive presence.

DESIGN TREND

Black goes opulent in a cooking space for avid entertainers set in San Francisco's Presidio Heights. Rich wood countertops, glass chevron tile and quartz wall coverings create a layered, luxurious look.

SEARCH **BLACK** AT [IDEAS.KOHLER.COM](https://ideas.kohler.com)

Onyx OPULENCE

A rich blend of textures and finishes adds drama to a space that's made for entertaining.

NOIR

PERFECT COMPLEMENT

Squid Ink Linguine with Frutti Di Mare



The show-stopping drama of squid ink linguine is matched by the opulent pairing of the **Poise® bar sink** and **HiRise bridge faucet**. The durable beauty of stainless steel complements the faucet's traditional high-arch gooseneck design. The result is a recipe for inspired entertaining.



PHOTOS COURTESY OF NIKKI RICHTER/HOUSE BEAUTIFUL

NOIR

Taking beverage prep in a new direction, the **Poise® stainless steel bar sink** has an angular shape with beveled bowl. The sink is perfectly paired with a **HiRise bridge faucet**. Chevron tiles in matte and opalescent black and silver add depth and richness.



The **Stages™** sink with integrated accessories turns this area into a cook's prep station with a deep bowl, walnut cutting board, flippable side tray and ceramic prep bowls for mise en place. The **HiRise bridge faucet** and **sidespray** add a vintage accent to stately raised-panel cabinetry.

PHOTOS COURTESY OF NIKKI RICHTER/HOUSE BEAUTIFUL.



GET THIS LOOK

- 1 | HiRise deck-mount bridge kitchen faucet K-7337-4-BS
- 2 | HiRise sidespray K-7344-4-BS
- 3 | HiRise soap/lotion dispenser K-7346-BS
- 4 | HiRise two-handle bar faucet K-7342-4-BS
- 5 | Stages™ under-mount single-bowl kitchen sink with accessories K-3760-NA
- 6 | Poise® under-mount bar sink K-3391-NA

NOIR

EASTSIDE *elegance*

A mélange of elements – metal, wood, glass and stone – are the raw ingredients in a cooking space that melds black and white.

NOIR

TREND NO. 3

NOIR

DESIGN TREND

Twisting the trend by playing white off black, Christopher Peacock creates a masterpiece in the Kips Bay Decorator Show House. Ebony cabinetry is a rich counterpoint to white walls. Organic woods pair with marble countertops. The result is modern and sophisticated.

SEARCH **BLACK** AT [IDEAS.KOHLER.COM](https://ideas.kohler.com)

PERFECT COMPLEMENT

Squid Ink Linguine with Frutti Di Mare



A teaspoon of squid ink turns a simple dish into something extraordinary, just as the chic **Purist® faucet** takes the **Strive® under-mount sink** to a new level of contemporary elegance. The faucet's minimalist style conceals a practical pullout sprayhead with two flow options and a pause function.

TREND NO. 3

NOIR

DESIGN TIP


With a sink on the perimeter wall and another on the island, two cooks can comfortably share prep duties. Or guests can help themselves at the island sink. Add a strong architectural statement to an eclectic space with the bold lines of the **Purist® faucet**.

SEARCH **BLACK** AT [IDEAS.KOHLER.COM](https://ideas.kohler.com)



NOIR

Easy-to-clean curved corners and premium 16-gauge stainless steel make the **Strive® sink** a standout for professional style. The deck-mount **Purist® bridge faucet** has a high spout that easily fills large pots. It's perfectly accompanied by the matching sidespray.



GET THIS LOOK

- 1 | Purist® deck-mount bridge kitchen faucet with sidespray K-7548-4-VS
- 2 | Strive® under-mount single-bowl kitchen sink with accessories K-5409-NA
- 3 | Purist pullout bar faucet K-7506-VS
- 4 | Strive under-mount single-bowl kitchen sink with accessories K-5286-NA

NOIR



PALE neutrals

THE NEW PASTEL

Subtle backdrops comfort and nurture us in kitchens built around whispers of barely-there color. Stained woods and washes of color create a signature look.

PALE



PALE

TREND NO. 4

PALE

DESIGN TREND

The modern farm kitchen is a comforting trend that takes cues from the past and streamlines them for today's farm-to-table cook. Apron-front sinks reflect a hard-working history. Furniture-style cabinetry in muted grays creates a serene workspace. Polished chrome and classic marble add visual interest to the counters.

SEARCH PALE AT [IDEAS.KOHLER.COM](https://ideas.kohler.com)

Farmhouse neutrals

Stony brown and gray neutrals are lightened by bright metal tones in this rustic farmhouse.

PERFECT
COMPLEMENT

Pan-Seared Alaskan Halibut
with Israeli Couscous and Honey Hazelnut Vinaigrette



In the same way that caramelized fennel and grapefruit add bright notes to robust fish in this inventive recipe, we blend fresh details into historic farmhouse style. The **Whitehaven® apron-front sink** and **HiRise bridge faucet** are inspired updates to a classic look.



PALE

| | |
|---|------|
| TREND NO. 4 | PALE |
| DESIGN TIP | |
| Farmhouse style is rooted in strong profiles and unpretentious design. Here, we created focal points by placing deep Whitehaven® apron-front sinks below well-proportioned windows. HiRise faucets lend soulful character to the period look. | |
| SEARCH PALE AT IDEAS.KOHLER.COM | |

Perfect HARMONY

Inspired by professional chefs, the **HiRise** pot filler in **Polished Stainless** easily reaches a wide area with its extended swing spout.



GET THIS LOOK

- 1 | HiRise deck-mount bridge kitchen faucet K-7337-4-S
- 2 | Whitehaven® Self-Trimming® Smart Divide® under-mount large/medium kitchen sink with tall apron K-6427-K4
- 3 | Wellspring® beverage faucet with traditional design K-6666-CP
- 4 | Northland™ under-mount bar sink K-6589-U-K4
- 5 | HiRise wall-mount pot filler K-7322-4-S
- 6 | Benjamin Moore® Sparrow paint AF-720
- 7 | Benjamin Moore Stonington Gray paint HC-170
- 8 | Benjamin Moore Iron Mountain paint 134-30
- 9 | Carrara marble countertop

PALE




1 & 2




4




5



6



8



7



9

HOLLYWOOD *hills*

Pale hues and silvery woods bring
blushes of soft color home.

PALE

TREND NO. 4

PALE

DESIGN TREND

Designers are using clean lines and subtle neutrals in a quest for simpler spaces. Mixed textures, whitewashed woods and open shelving create quietly elegant rooms. Architectural details and glamorous lighting add intimacy.

SEARCH PALE AT [IDEAS.KOHLER.COM](https://ideas.kohler.com)

GET INSPIRED AT [IDEAS.KOHLER.COM](https://ideas.kohler.com) // 61

PERFECT COMPLEMENT

Pan-Seared Alaskan Halibut
with Israeli Couscous and Honey Hazelnut Vinaigrette



Nutty couscous and hearty fish are an ideal pairing for this savory dish. Likewise, the strong geometry of the **Purist® faucet** is a perfect complement to the angled faucet deck of the **Indio® sink**. Together, they add a modern vibe to a glamorous space.

DESIGN TIP

Make sure every element in your kitchen works hard. The **Indio® sink** in **Suede** features a perfectly efficient walnut cutting board, sink racks and wire colander. Complementing Indio's crisp lines with its streamlined shape, the **Purist® faucet** boasts a three-function pullout sprayhead and easy-to-use single handle.

SEARCH **PALE** AT [IDEAS.KOHLER.COM](https://ideas.kohler.com)





Inspired by professional chefs, the **HiRise pot filler** lets you fill pots where you need them and avoid carrying heavy pots of water across the kitchen. The wall-mount style frees up counters for prep work.

PALE

GET THIS LOOK

- 1 | Purist® pullout kitchen faucet K-7505-SN
- 2 | Indio® Smart Divide® under-mount large/small kitchen sink with accessories K-6411-1-20
- 3 | Purist pullout bar faucet K-7506-SN
- 4 | Porto Fino® top-mount bar sink K-6565-20
- 5 | HiRise wall-mount pot filler K-7322-4-S
- 6 | Benjamin Moore® Silver Fox paint 2108-50
- 7 | Benjamin Moore Pink Damask paint OC-72
- 8 | Quartz countertop



1



3



4



5



2



6



7



8



playful Patterns

A COLLECTED LOOK

Pattern instantly transforms, adding a unique level of rich personalization. Handmade wallpapers, artisan tiles and woven rugs add character that projects your personal style.



Soft SUMMER HOUSE

Textures, colors and materials take center stage in a kitchen where pattern is seriously at play.

TREND NO. 5

PATTERN

DESIGN TREND

Personalized spaces filled with collected treasures add up to rooms that are highly individual. Artisan materials such as patterned floor tiles, handcrafted wallpaper and patterned carpets add unmistakable panache.

PATTERN

PERFECT
COMPLEMENT

Mixed Fruit Tart and Pie



Fresh fruit and creamy mascarpone go together like the **Bellera® pull-down faucet** and **Whitehaven® apron-front sink**. The faucet's **Oil-Rubbed Bronze finish** perfectly complements the soft, earthy color of the **Sandbar sink**.

| | |
|--|---------|
| TREND NO. 5 | PATTERN |
| DESIGN TIP | |
| Love an eclectic mix? Balance it with strong, simple lines. In this layered space, a Riverby® under-mount sink in Sandbar offers quiet color and understated performance. Paired with the Bellera® pull-down faucet in Oil-Rubbed Bronze , the look is simple but substantial. Bellera features Sweep® spray with a wide blade of water for superior cleaning. | |
| SEARCH PATTERN AT IDEAS.KOHLER.COM | |



PATTERN



Twice as NICE


Any kitchen can benefit from multiple sinks. Open up the space by skipping the island in favor of two sinks on perimeter walls. Here, a handsome **Whitehaven® apron-front sink** and **Bellera® pull-down faucet** add efficiency near the pro-style range.



1 & 2



3



4



5



7



6



8

GET THIS LOOK

- 1 | Bellera® pull-down kitchen faucet K-560-2BZ
- 2 | Whitehaven® Self-Trimming® under-mount single-bowl kitchen sink with short apron K-5664-G9
- 3 | Riverby® under-mount single-bowl kitchen sink with accessories K-5871-5UA3-G9
- 4 | Benjamin Moore® Pistachio paint 561
- 5 | Benjamin Moore White Dove paint OC-17
- 6 | Osbourne & Little Grove Garden wallpaper W5603-02
- 7 | Black walnut custom countertop
- 8 | ANN SACKS® Idris square field tile in Celadon

Geometric mood

All-over patterned tile in vibrant cobalt blue and white creates an exuberant kitchen.

PATTERN

TREND NO. 5

PATTERN

DESIGN TREND

Graphic design is going all out. Strong lines, bold colors and big patterns make modern spaces extraordinary. Brilliant solid-surface countertops and gleaming stainless steel hold their own against large-scale tile designs.

SEARCH **PATTERN** AT [IDEAS.KOHLER.COM](https://ideas.kohler.com)

PERFECT
COMPLEMENT

Mixed Fruit Tart and Pie



Flaky piecrust and fresh, juicy fruit is a match made in heaven. Kohler's premium-quality **Strive® stainless steel sink** and bold **Evoke® faucet** in **Vibrant® Stainless** is another perfect pairing. Stainless steel stands up to bold colors and adds sleek professional style to modern kitchens.



Minimal
MAXIMUM


With deep bowls for big cookware and curved corners for quick cleanup, the **Strive® stainless steel sink** saves time in the kitchen. The minimalist **Evoke® pullout faucet** in **Vibrant® Stainless** is the perfect complement. It has a simple single-lever handle and a flexible sprayhead with spray, aerated flow and pause functions. Temperature memory lets you turn it on and off at preset temperatures.

PATTERN



Practical **MAGIC**

Accessories make the **Strive® stainless steel sink** a standout. A fitted sink rack protects from scratches and saves glassware from bumps. Utility shelves and divider dishcloth bar create an unbeatable workspace.



GET THIS LOOK

- 1 | Evoke® pullout kitchen faucet K-6331-VS
- 2 | Evoke bar faucet K-6335-VS
- 3 | Strive® under-mount double-equal kitchen sink with accessories K-5281-NA
- 4 | Strive under-mount bar sink with sink rack K-5287-NA
- 5 | Corian® Cobalt countertop
- 6 | ANN SACKS® Barbara Berry Frame glass field tile in White and Dark Cobalt



color

VIVID EXPRESSION

Flowing off the fashion runway and into the home, the move to saturated hues has us experiencing life in living color. We're seeing rich shades of blue enlivened with contrasting pops of color or tempered by metallics.



CHARLESTON

china blue

Nothing expresses our state of mind quite like color.

TREND NO. 6

COLOR

DESIGN TREND

The distinctive architecture of the historic South is elevating urban kitchens, with swaths of expressive color creating evocative moods. Classic elements like crisp marble tops, paneled walls and peaked ceilings add vintage style to modern spaces.

SEARCH COLOR AT [IDEAS.KOHLER.COM](https://ideas.kohler.com)

COLOR

GET INSPIRED AT [IDEAS.KOHLER.COM](https://ideas.kohler.com)

PERFECT
COMPLEMENT

Heirloom Tomato
and Burrata Caprese Salad



Just as aged balsamic vinegar is the ideal complement to fruity olive oil, the cool hue of the **Hartland®** sink in **Ice™ Grey** is perfectly paired with the **Essex®** faucet in **Polished Chrome**. Together they add simple elegance to this Charleston kitchen.



TREND NO. 6

COLOR

DESIGN TIP

Incorporate rounded arcs and scallops into a squared-off room. Here, the **Hartland® enameled cast iron sink** in **Ice™ Grey** has rounded tops, while the **Essex® blade-handle faucet** and shapely accessories add curve appeal.

SEARCH COLOR AT [IDEAS.KOHLER.COM](https://www.kohler.com/ideas)

COLOR



Two equal-size bowls offer ample cleanup space for the enthusiastic cook. The dual wrist-blade handles of the **Essex® faucet** are easily turned on and off.



GET THIS LOOK

- 1 | Essex® two-handle kitchen faucet K-8762-CP
- 2 | Hartland® under-mount double-equal kitchen sink K-5818-5U-95
- 3 | Essex two-handle bar faucet K-8761-CP
- 4 | Northland™ under-mount bar sink K-6589-U-95
- 5 | Benjamin Moore® Province Blue paint 2135-40
- 6 | Benjamin Moore Baby's Breath paint OC-62
- 7 | Carrara marble countertop

DESIGN TREND

Fans of mid-century modern design are bringing playful optimism into the kitchen. Sculptural shapes, iconic forms and bright pops of color against simple backdrops help open up interior spaces.

SEARCH COLOR AT [IDEAS.KOHLER.COM](https://ideas.kohler.com)

Palm Springs MODERN

In this upbeat space, mid-century modern furnishings pop against pale blue and white.



PERFECT COMPLEMENT

Heirloom Tomato
and Burrata Caprese Salad



Creamy burrata cheese paired with the fresh bite of basil makes a simple dish divine.

The **Executive Chef™ double-bowl sink** and **Karbon® faucet** is another inspired pairing. The faucet’s sculptural quality is the perfect counterpoint to the visual texture of the sink’s **Sea Salt™ color**.

Range of MOTION

The ultramodern **Karbon® faucet** delivers water exactly where you want it. Articulating silver tubes have three pivot points; extend fully to fill large pots, lower to the sink for food prep or fold out of the way.

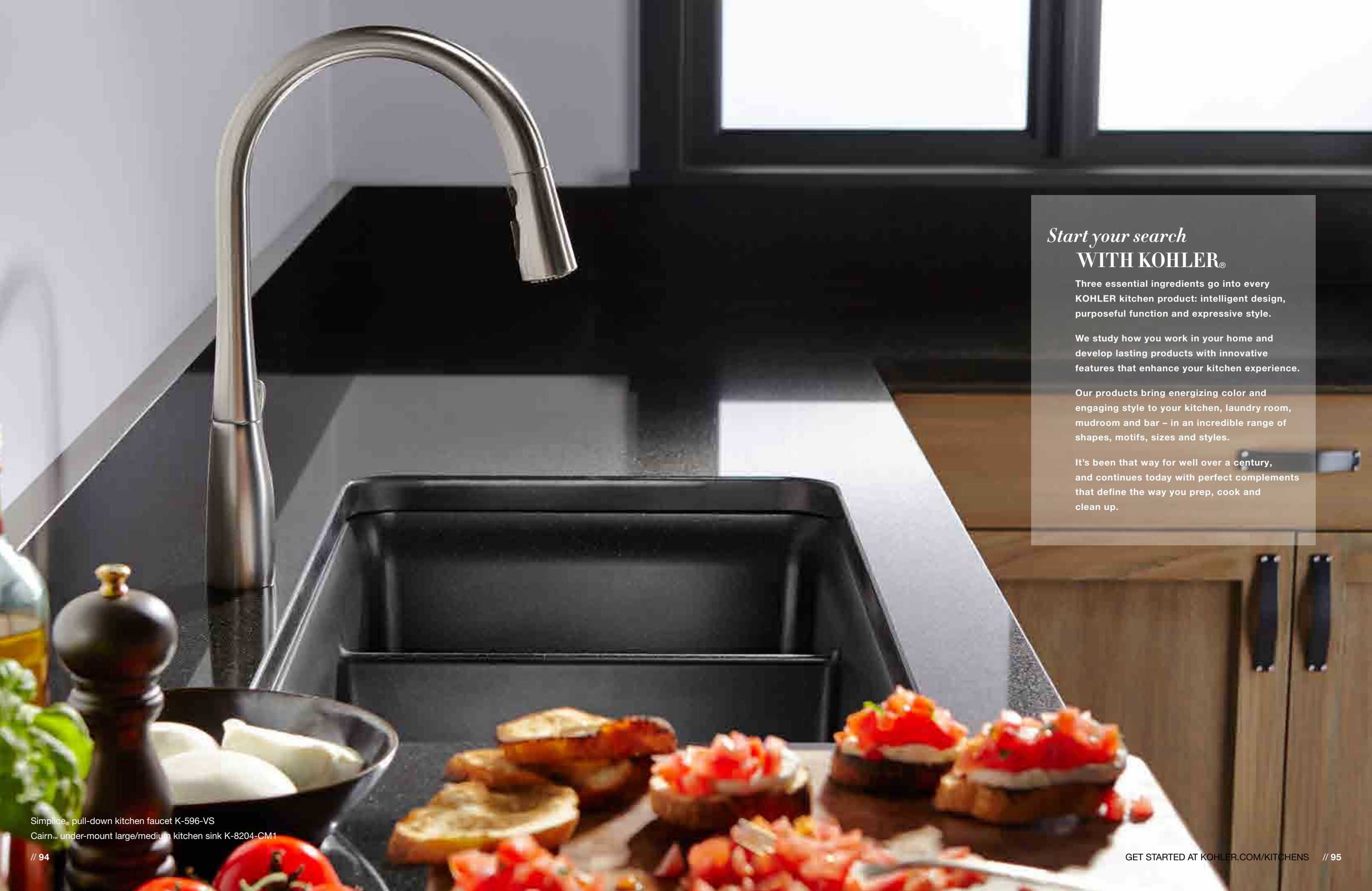


GET THIS LOOK

- 1 | Karbon® articulating kitchen faucet with Silver tubes K-6227-C11-CP
- 2 | Executive Chef™ under-mount large/medium kitchen sink K-5931-4U-FF
- 3 | Iron/Tones® under-mount bar sink K-6584-FF
- 4 | Benjamin Moore® Blue Hydrangea paint 2062-60
- 5 | Benjamin Moore Patriotic White paint 2135-70
- 6 | Quartz countertop

| | |
|---|-------|
| TREND NO. 6 | COLOR |
| DESIGN TIP | |
| <p>Apply the streamlined aesthetic of the 50s and 60s via lively wall color, slab-front cabinets and shiny metals. With a look of scattered salt crystals, the Executive Chef® sink in Sea Salt™ adds subtle visual texture. It's perfectly balanced by the pivoting Karbon® faucet, which lets you position and lock the water flow exactly where you want it.</p> | |
| <p>SEARCH COLOR AT IDEAS.KOHLER.COM</p> | |





Start your search
WITH KOHLER®

Three essential ingredients go into every KOHLER kitchen product: intelligent design, purposeful function and expressive style.

We study how you work in your home and develop lasting products with innovative features that enhance your kitchen experience.

Our products bring energizing color and engaging style to your kitchen, laundry room, mudroom and bar – in an incredible range of shapes, motifs, sizes and styles.

It's been that way for well over a century, and continues today with perfect complements that define the way you prep, cook and clean up.



&



Create a look
YOU'LL LOVE

Play with sink, faucet, countertop,
wall color and cabinet options using
our interactive kitchen planner.
Visit **KohlerKitchenPlanner.com**.

Select your **SINK**
&
FAUCET

Few taskmasters in your home are as functional as the kitchen sink and faucet. And there are so many design choices to make. We're here to help guide you through the wide range of features, styles and colors and finishes available for KOHLER® sinks and faucets.

CONSIDER YOUR OPTIONS

- Which spaces in your kitchen, bar or laundry room will need a sink and faucet?
- Would you like a sink in enameled cast iron, stainless steel or new Neoroc™ composite material?
- What sink and faucet style and installation option will best meet your needs?
- Have you considered additional components like convenient accessories or faucets with multiple spray options?
- What faucet finish will match the other elements in your kitchen?

Begin on the next page to select your sink, then turn to page 124 to choose a complementary faucet.

Kitchen SINKS

With incredible quality, thoughtful design and a gorgeous material and color selection, you can't go wrong with a KOHLER® sink. Our wide assortment offers a variety of sizes and configurations so you can create a functional space that will look beautiful for years to come.

HERE'S WHAT YOU NEED TO CONSIDER
AS YOU CHOOSE YOUR SINK:

- Material
- Installation
- Bowl configuration
- Number of sinks
- Faucet holes
- Accessories



Parq® bridge kitchen faucet with lever handles K-6130-4-CP
Whitehaven® Self-Trimming® under-mount single-bowl kitchen sink with tall apron K-6489-NY

apron-front SINKS

The stylishly simple design of apron-front sinks are gaining popularity in classic and contemporary spaces alike thanks to fresh twists on colors and materials and easier installation options.

Combining form and functionality, apron-front sinks are designed to accommodate large cookware while acting as a stunning focal point to your kitchen. Because they're often oriented farther forward than typical sinks, they let you get closer with less stress and strain.

Many of our apron-front sinks feature Self-Trimming® edges that require only a rough cut to your cabinetry during installation, but result in a seamless fit and finish. Models with a short apron can even be installed into your existing cabinetry.



Purist® bridge kitchen faucet K-7547-4-VS

Whitehaven® Self-Trimming® under-mount kitchen sink with tall apron and Hayridge® design K-6351-9




COLOR

Hues that move you.

KOHLER® Enameled Cast Iron Solid Colors

A myriad of gorgeous hues range from pale to powerful.



White (0)



Dune (NY)



Biscuit (96)



Almond (47)



Ice™ Grey (95)



Sandbar (G9)



Mexican Sand™ (33)



Cashmere™ (K4)



Thunder™ Grey (58)



Suede (20)



Caviar (FP)



Black Black™ (7)

KOHLER Enameled Cast Iron Dimensional Colors

Subtle visual texture adds interest to dimensional colors.



Sea Salt™ (FF)



Cane Sugar™ (FD)



Basalt™ (FT)



Black 'n Tan (KA)

Neoroc™ Composite Material

A beautiful matte finish can stand out on its own or highlight your countertops.



Matte Black (CM1)

CHOOSING *your* • sink



CHOOSE A MATERIAL

KOHLER® ENAMELED CAST IRON
Statement-making KOHLER enameled cast iron is guaranteed not to chip, crack or burn.* The rich, colorful finish makes its own bold statement as it complements your countertops and cabinetry.

STAINLESS STEEL
Stainless steel is eminently practical and extremely versatile. It's resistant to staining and easy to clean. Let your style shine with more than 120 stainless steel sink shapes, sizes and designs.

NEOROC™ COMPOSITE MATERIAL
Exceptionally durable, Neoroc sinks offer a matte finish designed to complement a variety of countertops. Neoroc™ absorbs the impact of falling pots and pans and is scratch-, stain- and chip-resistant.

*KOHLER enameled cast iron sinks installed in North America carry a Lifetime Limited Warranty for as long as the original consumer purchaser owns his or her home.
For complete warranty information, visit [KOHLER.com/Warranty](https://www.kohler.com/Warranty) for details.

CHOOSE YOUR INSTALLATION TYPE



- TOP-MOUNT SINK**
- Easiest to install
 - Often used with laminate countertops
 - Sink rim extends above countertop surface



- UNDER-MOUNT SINK**
- Mounted beneath your countertop
 - Used with solid-surface, stone and quartz countertops
 - Easily sweep debris off counter and into bowl



- APRON-FRONT SINK**
- Sometimes called a farmhouse sink
 - Notable for its attractive front panel or apron
 - Short apron option lets you install with conventional cabinetry
 - Available in both enameled cast iron and stainless steel
 - Available in under-mount, top-mount and tile-in models

CHOOSE A BOWL CONFIGURATION



- SINGLE-BOWL SINKS**
- Ideal for those who wash large pots and platters in the sink
 - Available in a variety of sizes and materials
 - Some models have wet work surfaces for food prep



- OFFSET BOWL SINKS**
- Space and separation for washing and rinsing
 - Typically one large and one small bowl
 - Available in many configurations
 - Smart Divide® feature lets you wash large pans but still provides a dual-bowl sink



- DOUBLE-EQUAL SINKS**
- Separate bowls offer a versatile workspace in the sink
 - Full range of depths including extra-deep bowls
 - Smart Divide feature lets you wash large pans but still provides a dual-bowl sink

ADDITIONAL CONSIDERATIONS



- BAR SINKS**
- Small auxiliary sinks complement large primary sinks
 - Add one to help with food prep
 - Use in butler's pantry, media room or kids' spaces



- FAUCET HOLES**
- Consider the faucet and accessories you'd like
 - Determine how many faucet holes you'll need for your selected faucet and accessories
 - Allow holes for soap dispenser and sidespray



- ACCESSORIES**
- Sink racks protect sink base
 - Cutting boards add functionality
 - Sinks such as Stages™, Strive®, Prolific® and Riverby® are designed with integrated accessories
 - Basic accessories are available for most sinks

KOHLER® ENAMELED CAST IRON

Enduring BEAUTY

Our enameled cast iron guarantee ensures the rich enamel finish will not chip, crack or burn*—so you can count on enduring beauty.



No other material offers the character and craftsmanship of KOHLER enameled cast iron. Its rich finish and lasting presence make a bold statement.

STRENGTH

KOHLER enameled cast iron sinks withstand whatever your family dishes out, from heavy pots to searing skillets.

STYLE

Go bold with deep hues, be subtle with pale tones or choose a color that adds dimensional character.

SOUL

Made in Kohler, Wisconsin, our cast iron sinks embody over 140 years of KOHLER craftsmanship.

*KOHLER enameled cast iron sinks installed in North America carry a Lifetime Limited Warranty for as long as the original consumer purchaser owns his or her home. For complete warranty information, visit [KOHLER.com/Warranty](https://www.kohler.com/Warranty) for details.

Artifacts® pull-down kitchen faucet K-99259-SN
Whitehaven® Self-Trimming® under-mount single-bowl
kitchen sink with tall apron K-6489-58
Artifacts pull K-72579-SN

KOHLER® Enameled Cast Iron Kitchen Sinks



Whitehaven® Self-Trimming®
UNDER-MOUNT APRON-FRONT
Available with tall and short aprons.
35¹/₁₆" x 21⁹/₁₆" x 9" | K-6489 (tall apron, shown)
K-6488 (short apron)
32¹/₁₆" x 21⁹/₁₆" x 9" | K-5827 (tall apron)
K-5726 (short apron)
29¹/₁₆" x 21⁹/₁₆" x 9" | K-6487 (tall apron)
K-6486 (short apron)



Riverby®
UNDER-MOUNT
Includes utility rack with soaking cup, colander with cutting board, and sink rack.
33" x 22" x 9" | K-5871-5UA3 (shown)
25" x 22" x 9" | K-5872



Cape Dory®
UNDER-MOUNT
33" x 22" x 9" | K-5864-5U



Executive Chef®
UNDER-MOUNT
33" x 22" x 9³/₄"/7³/₄" | K-5931-4U



Iron/Tones® Smart Divide®
TOP-MOUNT/UNDER-MOUNT
33" x 18³/₄" x 9" | K-6625 (shown)
24¹/₄" x 18³/₄" x 7¹/₂" | K-6585
20⁷/₈" x 20⁷/₈" x 9¹/₂" | K-6587



Indio® Smart Divide
UNDER-MOUNT
Includes two sink racks, cutting board and colander
33" x 21¹/₈" x 9³/₄" | K-6411



Brookfield®
UNDER-MOUNT
33" x 22" x 9" | K-5846-5U



Langlade® Smart Divide
UNDER-MOUNT
33" x 22" x 9" | K-6626-6U



Hartland®
UNDER-MOUNT
33" x 22" x 9" | K-5818-5U



SINKS

Bellera® pull-down kitchen faucet K-560-2BZ
Riverby® under-mount single-bowl kitchen sink with accessories K-5871-5UA3-G9

NEOROC™

COMPOSITE MATERIAL

Cairn™

RICH COLOR, ROCK-SOLID DESIGN

Exceptionally durable Neoroc sinks offer a matte finish that's designed to complement natural stone countertops.

- Absorbs the impact of falling pots and pans
- Scratch-, stain- and chip-resistant
- Rich, matte color
- Hot pots and pans won't damage the surface
- One sink rack included



Cairn

UNDER-MOUNT SINGLE-BOWL

Includes sink rack.

33½" x 18⅝" x 9½" | K-8206



Cairn

UNDER-MOUNT LARGE/MEDIUM

Includes left-hand sink rack.

33½" x 18⅝" x 9½" / 7½" | K-8204



Cairn

UNDER-MOUNT DOUBLE-EQUAL

Includes one sink rack.

33½" x 18⅝" x 9½" | K-8199

Simplice® pull-down kitchen faucet K-596-VS

Cairn™ under-mount large/medium kitchen sink K-8204-CM1

Stainless steel sink rack K-5198-ST

STAINLESS STEEL

This classic material is not only practical, it's also extremely versatile. Stainless steel complements any kitchen and is a favorite of enthusiastic cooks and designers alike.

PROFESSIONAL STYLE

While stainless steel's neutral color and sleek look work with a wide range of kitchen styles, it's most frequently seen in contemporary, professional-style kitchens.

DURABILITY

This classic, durable material lives up to its name. Hot pans won't hurt it, and it's less likely than harder materials to damage delicate dishware that may slip from your grip.

CLEANABILITY

Stainless steel is rust- and stain-resistant and easy to clean; just give it a quick swipe with a sponge.

SOUND-ABSORBING

Every KOHLER® stainless steel kitchen sink features SilentShield® sound-absorption technology which significantly reduces noise from clanging dishes, running water and garbage disposals.



Sensate® touchless pull-down kitchen faucet K-72218-VS
Strive® under-mount single-bowl apron-front kitchen sink K-5415-NA



Sensate® pull-down touchless kitchen faucet K-72218-VS
Prolific® under-mount single-bowl kitchen sink K-5540-NA

Stainless Steel Sinks



Stages™

UNDER-MOUNT WITH WET SURFACE AREA

Includes flip tray, six prep bowls, walnut cutting board, accessory storage rack and sink rack.

33" x 18½" x 9½" | K-3760 (shown)
45" x 18½" x 9½" | K-3761



Prolific®

UNDER-MOUNT

Includes bamboo cutting board, two grated racks, colander and washbin.

33" x 17¾" x 10" | K-5540



Vault™

TOP-MOUNT/UNDER-MOUNT

Includes sink rack.

33" x 22" x 9" | K-3821 (shown)
25" x 22" x 9" | K-3822
25" x 22" x 6" | K-3894




Undertone®

UNDER-MOUNT

23" x 17½" x 9½" | K-3325

Available in a range of sizes from 35⅞" to 15¾" in a variety of configurations.



Strive®

UNDER-MOUNT

Includes sink rack, dishcloth bar and utility shelf.

32" x 18¼" x 9" | K-5281 (shown)
35½" x 20¼" x 9" | K-5282
24" x 18¼" x 9" | K-5286



Staccato™

TOP-MOUNT/UNDER-MOUNT

31⅝" x 19⅞" x 8" | K-3899 (shown)
33" x 22" x 8" | K-3361
25" x 22" x 8" | K-3362

APRON-FRONT SINKS



8 Degree™

UNDER-MOUNT

Includes wine glass rack and two sink racks.

33" x 18" x 9¾" | K-3672



Strive® Self-Trimming®

UNDER-MOUNT APRON-FRONT

Includes sink rack.

35½" x 21¼" x 9" | K-5415 (shown) / K-5416
29½" x 21¼" x 9" | K-5417



Vault® Self-Trimming® Smart Divide®

UNDER-MOUNT APRON-FRONT

Includes sink rack.

35½" x 21¼" x 9" | K-3945 (shown) / K-3943
35¾" x 24⅝" x 9" | K-3944 / K-3942
29¾" x 24⅝" x 9" | K-3935
29½" x 21¾" x 9" | K-3936

Undertone® Preserve

Undertone Preserve™ sinks feature a unique scratch-resistant coating that offers even more protection to keep your sink looking newer longer.

- Withstands everyday wear and tear from pots and pans or broken glassware
- Constructed of premium stainless steel
- As easy to clean as any standard stainless steel sink
- SilentShield® sound-absorption technology significantly reduces noise



Undertone® Preserve

UNDER-MOUNT SINGLE-BOWL

Includes sink rack.

31¼" x 17⅞" x 9" | K-5290-HCF



Undertone® Preserve

UNDER-MOUNT SINGLE-BOWL

Includes sink rack.

23" x 17½" x 9½" | K-3325-HCF



Undertone® Preserve

UNDER-MOUNT DOUBLE-EQUAL

Includes one sink rack.

31¾" x 18" x 9½" | K-3171-HCF



Undertone® Preserve

UNDER-MOUNT EXTRA-LARGE/MEDIUM

Includes left-hand sink rack.

35⅞" x 20⅞" x 9½"/7½" | K-3356-HCF

Sensate® touchless pull-down kitchen faucet K-72218-CP

Undertone® Preserve™ under-mount extra-large/medium kitchen sink K-3356-HCF-NA

BAR SINKS

Consider adding a bar sink to your kitchen to create a secondary workstation away from your main sink. Prep multiple items simultaneously without crowding or sharing, or chill your wine while preparing dinner or entertaining guests.



Simplex® pull-down kitchen faucet with remote valve K-649-VS
8 Degree™ under-mount bar sink with accessories K-3671-NA



Purist® pullout bar kitchen faucet K-7506-SN
Porto Fino™ top-mount bar sink K-6565-20

Bar Sinks

Consider the versatility of an additional sink and cleanup space – and not just in your kitchen. A bar sink in the butler's pantry or on a kitchen island creates a snack zone away from the main sink.



Whitehaven® Self-Trimming®

UNDER-MOUNT

23½" x 21⅞" x 9" | K-5665 (tall apron, shown)
K-5664 (short apron)



Napa™

UNDER-MOUNT

18¾" x 20⅞" x 9" | K-5848-2U



Porto Fino™

TOP-MOUNT/UNDER-MOUNT

18⅝" diameter x 8" | K-6565



Iron/Tones®

TOP-MOUNT/UNDER-MOUNT

17" x 18¾" x 7½" | K-6584



Northland™

UNDER-MOUNT

15" x 12⅝" x 7" | K-6589-U



8 Degree™

UNDER-MOUNT

Includes sink rack and wine glass rack.
18" x 18" x 9¾" | K-3671



Poise®

UNDER-MOUNT

Includes sink rack and bamboo cutting board.
18" x 18" x 9⅞" | K-3161



Strive®

UNDER-MOUNT

Includes sink rack.
15" x 15" x 9" | K-5287



Vault™

TOP-MOUNT/UNDER-MOUNT

Includes sink rack.
15" x 15" x 9" | K-3840-3



KITCHEN *accessories*

Don't forget to outfit your sink with accessories for easier prep and cleanup. No matter which sink you choose, universal and custom sink accessories will add another level of functionality and convenience. Choose from a wide range of sink racks, cutting boards, caddies, colanders and more. Shop all kitchen accessories at [KOHLER.com/KitchenAccessories](https://www.kohler.com/KitchenAccessories).



Universal ACCESSORIES

Create a clean, clutter-free look in your kitchen sink area.



Surface Swipe

SQUEEGEE FOR CLEANING UP SPILLS AND NYLON BRISTLES FOR SWEEPING CRUMBS
K-6379-0



Dish Scraper

HARD NYLON EDGE FOR SCRAPING BAKED-ON FOOD AND TOUGH MESSSES, SOFT EDGE CLEANS NONSTICK SURFACES
K-8624-0



Sponge Caddy

REMOVABLE STEEL SPONGE REST ALLOWS FOR MAXIMUM AIRFLOW FOR DRYING
K-6377-0



Soap Dispenser

ERGONOMIC SPOUT DESIGN FOR ONE-HAND PUMPING
K-6383-0



Brush Caddy

HOLDS DISHWASHING TOOLS AND CATCHES EXCESS WATER RUNOFF
K-6378-0



In Step™ Paper Towel Holder

WEIGHTED PAPER TOWEL HOLDER DESIGNED FOR EASY ONE-HANDED USE WITHOUT TIPPING OR UNRAVELING
White | K-8618-0 (shown)
Charcoal | K-8618-CHR



Flexible Sink & Counter Mat

PROTECTS SINK SURFACE AND CUSHIONS DISHWARE. RIDGED DESIGN ORGANIZES PLATES IN THE SINK.
White | K-8619-0 (shown)
Charcoal | K-8519-CHR



KITCHEN *faucets*

Designed **FOR LIFE**

We meld stunning design with steadfast performance to create KOHLER® kitchen faucets. Tough and beautiful, they're leak-free and on-task, with finishes standing up twice as well as the industry standard. Choose a KOHLER faucet and count on a lifetime* of practical beauty.

Artifacts® pull-down kitchen faucet K-99261-SN
Napa™ under-mount bar sink K-5848-2U-58
Artifacts wall-mount pot filler K-99270-SN

*KOHLER faucets installed in North America carry a Lifetime Limited Warranty for as long as the original consumer purchaser owns his or her home. For complete warranty information, visit Kohler.com/Warranty.

GET STARTED AT KOHLER.COM/KITCHENS // 125

CHOOSING *your* faucet

FORM

What's your faucet style? Do you need a high-arch spout to accommodate large cookware? Do you prefer to operate your faucet using a single handle or with two handles? Choose a pullout or pull-down model for all-in-one functionality, or select a wall-mount faucet to keep your countertop clear. Many models are available in multiple sizes to pair with different sink sizes and task areas within the kitchen.

FUNCTION

We've thought of everything. Choose from specialty sprays that help you prep, cook and clean. Look for innovative technology on our kitchen faucets from quiet hoses, to easy-to-clean sprayfaces and tarnish-resistant finishes.

FINISH

Choose a finish that complements other metals in the room or one that makes its own bold style statement. KOHLER® has a range of glorious finishes for every kitchen design.

PULL-DOWN & PULLOUT SPOUT FAUCETS



PULL-DOWN

- Generous spout height
- Multiple spray functions
- Eliminates the need for a separate sidespray



PULLOUT

- Larger section of faucet pulls away
- Offers a larger grip area
- Multiple spray functions

STANDARD-SPOUT FAUCETS



SINGLE-HANDLE

- Volume and temperature are controlled by a single lever
- Lever is located on the faucet or next to it



BRIDGE

- A new interpretation of a classic design
- Two handles with generous swing spout
- Mounts on counter, sink deck or wall



TWO-HANDLE

- Familiar design and function
- Separate temperature controls
- Lever, cross or wristblade handles



WALL-MOUNT

- Reduces countertop clutter
- Makes for easy cleanup around sink

ADDITIONAL TASK AREA FAUCETS



POT FILLER

- A top choice of avid cooks
- Installed above or next to your stovetop
- Mount to counter or wall



BAR FAUCET

- A great option for small-scale and bar sinks
- Short-stature offers design flexibility
- Available in line-matched options with a variety of styles



BEVERAGE FAUCET

- Adds convenience
- Dispenses filtered drinking water



ACCESSORIES

- Add functionality to your sink space with accessories
- Soap/lotion dispensers mount to your sink and keep your countertops clear
- Drains finish the look of your sink with finishes that coordinate with your faucet

WE'VE THOUGHT *of everything*

As you design a kitchen or bar, there are several functionality and style options to consider in order to choose the right faucet for your space.

To see which sprays are offered on your desired faucet style, visit [KOHLER.com/Kitchens](https://www.kohler.com/kitchens).



Sweep® Spray

Sweep your sink and dishes clean with Sweep spray's wide, powerful blade of water.



BerrySoft® Spray

Delicate fruits deserve a gentle touch. BerrySoft is a light spray that gently washes produce.



FAUCETS

The KOHLER® Advantage

Innovatively designed, this is technology that works.

To see which of these features are offered on the faucet of your choosing, visit [KOHLER.com/Kitchens](https://www.kohler.com/kitchens).



Stream

A full, aerated stream of water that's great for quickly filling large pots, but still gentle enough for rinsing delicate fruits.



Spray

Great for everyday cleaning tasks, this spray offers a precise and powerful flow of water.



Pause

Lets you interrupt the flow of water while you extend the sprayhead – for example, to water a plant or fill a coffeemaker.



DockNetik®

DockNetik is a magnetic docking system located within the spout that securely locks the pull-down sprayhead into place.



MasterClean™

The MasterClean sprayface withstands mineral buildup and wipes clean with a wet cloth.



ProMotion®

ProMotion technology combines a braided hose with a swiveling ball joint that won't kink or tangle for effortless sprayhead control.

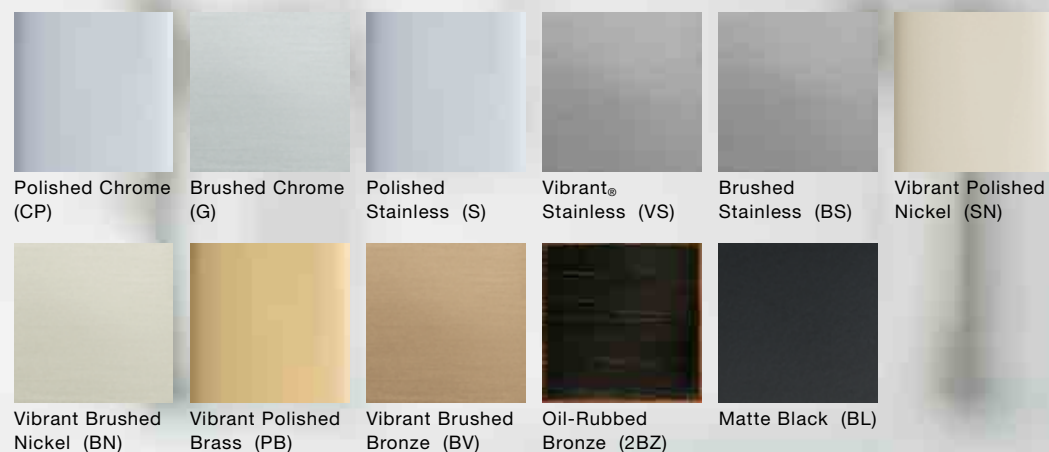
KOHLER

lasting finishes

We offer one of the largest selections of faucet finishes ranging from warm brushed tones to brilliant polished hues that complement your personal style. As tough as they are beautiful, our full line of finishes resist corrosion twice as well as the industry standard.

- Our Vibrant® faucet finishes are created using PVD—physical vapor deposition—to bond the finish and faucet together at the molecular level. This process creates an incredibly strong surface that is scratch- and tarnish-resistant.
- All KOHLER finishes resist fading, corrosion and stand up to the negative effects of harsh household chemicals.

All KOHLER finishes are backed by a Limited Lifetime Warranty.* Visit [KOHLER.com/Warranty](https://www.kohler.com/Warranty) for more information.



Create a timeless look in your kitchen with the full offering of the Artifacts® kitchen faucet collection. Inspired by turn-of-the-century sensibilities, the Artifacts faucet and accessory collection brings a certain eclectic elegance into the kitchen. These distinctive faucets are conversation pieces in and of themselves that will appeal to any style.

Discover this unique collection for yourself and uncover a wealth of possibilities. Visit [KOHLER.com/Artifacts](https://www.kohler.com/artifacts).



Artifacts®

FAUCETS



Beckon™ pull-down touchless kitchen faucet K-99332-CP
Riverby® under-mount single-bowl kitchen sink K-5871-5UA3-G9

Response® Technology

Touchless Response technology responds to your every move, leaving you to wonder how you ever prepped, cleaned and cooked without it. The state-of-the-art sensor responds in 20 milliseconds. Simply wave your hand, utensil or pot or pan through the sensor window for reliable on/off operation every time.

The sensor window begins at the underside of the spout and extends six inches toward the base. Wave your hand through the beam to activate the water stream.

AVAILABLE IN TWO STYLES.

Create a classic look with Beckon™ or choose Sensate® for a more contemporary design. KOHLER® touchless faucets bring beautiful style and simplicity to any kitchen.

KOHLER.com/Sensate

KOHLER.com/Beckon

DOCKNETIK® MAGNETIC DOCKING

Features magnets positioned in the spout to securely lock the sprayhead in place.

RESPONSE TECHNOLOGY

Delivers convenient and hygienic control – freeing your hands to tackle kitchen tasks while reducing the threat of cross-contamination.

BATTERY-FREE

AC power means no batteries to replace.

MANUAL OVERRIDE

The faucet can be operated manually in the event of a power loss.

AUTO SHUTOFF

Features an automatic shutoff safeguard.

LED

Lets you know it's operational and ready to go.



Sensate®

WITH RESPONSE TECHNOLOGY
15½" spout height | K-72218
With Black accents | K-72218-B7



Beckon™

WITH RESPONSE TECHNOLOGY
15⅞" spout height | K-99332

Pull-Down Faucets

A popular choice, pull-down faucets give a clean, polished look to your kitchen and are versatile in function. Pull-down faucets feature a generous spout height as well as multiple spray options.



Artifacts®
17⁵/₈" spout height | K-99259 (shown)
16" spout height | K-99261



Bellera®
16³/₄" spout height | K-560



Cruette®
16³/₄" spout height | K-780



Simplice®
16⁵/₈" spout height | K-596 (shown)
15³/₈" spout height | K-597



Sensate®
WITH RESPONSE TECHNOLOGY
15¹/₂" spout height | K-72218
With Black accents | K-72218-B7



Beckon™
WITH RESPONSE TECHNOLOGY
15⁷/₈" spout height | K-99332



Artifacts® pull-down kitchen faucet K-99259-SN
Whitehaven® Self-Trimming® under-mount single-bowl kitchen sink with tall apron K-6489-58



Purist® pullout kitchen faucet K-7506-VS
Strive® under-mount single-bowl kitchen sink K-5286-NA

Pullout Faucets

Offering a variety of sprays, pullout faucets generally have a larger section of the faucet that pulls away compared to the sprayhead on a pull-down faucet. If you prefer a larger area to grip, a pullout faucet may be right for you. Pullout faucets also offer a lower profile for use under cabinets or windows.



Elate™
12¹¹/₁₆" spout height | K-13963



Purist®
11³/₈" spout height | K-7505 (shown)
9⁷/₈" spout height | K-7506



Forté®
10⁵/₁₆" spout height | K-10433



Evoke®
11¹⁵/₁₆" spout height | | K-6331 (shown)
10⁷/₁₆" spout height | | K-6332



Fairfax®
8³/₈" spout height | K-12177



Standard Spout Faucets

Kohler offers a variety of faucets with multiple configurations and sidespray options. To see all KOHLER® faucets, visit KOHLER.com/Kitchens.



Artifacts®

SINGLE-HANDLE KITCHEN FAUCET
14¹¹/₁₆" spout height | K-99263 (shown)
With sidespray | K-99262



Antique

SINGLE-HANDLE KITCHEN FAUCET WITH SIDESPRAY
8⁷/₈" height | K-169



Karbon®

ARTICULATING KITCHEN FAUCET WITH REMOTE VALVE
Deck-mount with 18" maximum spout height | K-6227 (shown)
Wall-mount | K-6228



Essex®

TWO-HANDLE KITCHEN FAUCET
15¹/₂" spout height | K-8762 (shown)
With sidespray | K-8763



Parq®

BRIDGE KITCHEN FAUCET
Tri handles with 14¹¹/₁₆" spout height | K-6130-3 (shown)
With sidespray | K-6131-3
Lever handles | K-6138-4
With sidespray | K-6131-4



HiRise

BRIDGE KITCHEN FAUCET
Deck-mount bridge with 18¹/₈" spout height | K-7337-4 (shown)
Wall-mount bridge | K-7338-4
Two-handle with 17¹/₂" spout height | K-7341-4



Purist®

BRIDGE KITCHEN FAUCET
Deck-mount bridge with 12¹/₂" spout height | K-7547-4 (shown)
With sidespray | K-7548-4
Wall-mount bridge | K-7549
Single-handle with 11³/₈" spout height | K-7507
With sidespray | K-7508

Essex® kitchen faucet with Accent® sidespray K-8763-BN
Poise® under-mount kitchen sink K-3158-NA

Pot Fillers

Wonderfully convenient for the home cook, wall- or deck-mount pot fillers are installed next to or above a stovetop, giving you quick access to water without having to transfer pots back and forth to the sink.

- Ideal for remodels, deck-mount pot fillers can be installed on an island or in situations where there are windows near your stovetop
- Wall-mount pot fillers keep countertops clear and provide easy access above the range



Artifacts®
WALL-MOUNT
K-99270



Artifacts®
DECK-MOUNT
17¾" height | K-99271



HiRise®
WALL-MOUNT
K-7322-4



HiRise®
DECK-MOUNT
14¾" height | K-7323-4



Artifacts® deck-mount pot filler K-99271-VS



Purist® bar faucet K-6335-VS
 Undertone® under-mount kitchen sink K-3154-NA
 Purist single-handle kitchen sink faucet K-6333-VS

Bar Faucets

Great for islands, handwashing stations, additional prep areas, beverage filling away from the primary sink or for small spaces when paired with a small-size sink.



Artifacts®
 SINGLE-HANDLE FAUCET
 13 1/16" spout height | K-99264



Artifacts®
 GENTLEMAN'S™ BAR FAUCET
 13 13/16" height | K-99268



HiRise
 TWO-HANDLE FAUCET
 14 1/8" spout height | K-7342-4



Essex®
 TWO-HANDLE FAUCET
 14 1/4" spout height | K-8761



Evoke®
 SINGLE-HANDLE FAUCET
 10 7/16" spout height | K-6335



Karbon®
 SINGLE-HANDLE ARTICULATING FAUCET
 14 15/16" spout height | K-6268



Purist
 SINGLE-HANDLE FAUCET
 9 7/8" spout height | K-7509
 With sidespray | K-7511



Wellspring®
 BEVERAGE FAUCET
 Traditional design with 7 5/8" spout height | K-6666 (shown)
 Contemporary design with 8 3/4" spout height | K-6665



KITCHEN FAUCET *Accessories*

HiRise deck-mount bridge kitchen faucet K-7337-4-BS
Stages® under-mount single-bowl kitchen sink with accessories K-3761-NA
HiRise sidespray K-7344-4-BS
HiRise soap/lotion dispenser K-7346-BS

Add functional accessories or discreet faucet hole covers to finish the look.

SOAP/LOTION DISPENSERS

- Use for liquid soap, dishwashing soap or hand lotion
- Keep your countertop tidy with the under-sink container
- Available in a range of designs and finishes

STRAINERS & DISPOSAL FLANGES

- Easy to install
- Available in a variety of finishes

SIDESPRAYS & HOLE COVERS

- A sidespray is an ideal addition to a standard-spout faucet for easy cleanup
- Some faucets include a coordinating sidespray
- If you have a pull-down or pullout faucet, simply add an air-gap or sink hole cover to cover the extra hole drillings

Soap/Lotion Dispenser



TRADITIONAL
K-1894-C



TRANSITIONAL
K-1893-C



CONTEMPORARY
K-1895-C



HIRISE
K-7346

Strainers & Disposal Flanges



DUOSTRAINER®
K-8803



DISPOSAL FLANGE
K-11352

Sidesprays & Hole Covers



HIRISE
K-7344-4



ACCENT®
K-10101

















AIR GAP COVER
K-9111




















SINK HOLE COVER
K-8830

FAUCET FINISH INDEX

| | | | | | | | |
|--|---|---|---|---|--|---|---|
|  |  |  |  |  |  |  |  |
| Polished Chrome (CP) | Brushed Chrome (G) | Polished Stainless (S) | Vibrant® Stainless (VS) | Brushed Stainless (BS) | Vibrant Polished Nickel (SN) | Vibrant Brushed Nickel (BN) | Vibrant Polished Brass (PB) |
|  |  |  |  |  |  | | |
| Vibrant Brushed Bronze (BV) | Oil-Rubbed Bronze (2BZ) | Matte Black (BL) | Black Black (7) | White (0) | Biscuit (96) | | |

FIXTURE COLOR INDEX

| | | | | | | | |
|---|---|---|---|---|---|---|---|
|  |  |  |  |  |  |  |  |
| White (0) | Dune (NY) | Sea Salt™ (FF) | Biscuit (96) | Cane Sugar™ (FD) | Almond (47) | Ice™ Grey (95) | Sandbar (G9) |
|  |  |  |  |  |  |  |  |
| Mexican Sand™ (33) | Cashmere™ (K4) | Basalt™ (FT) | Thunder™ Grey (58) | Suede (20) | Black 'n Tan (KA) | Caviar (FP) | Matte Black (CM1) |
|  | | | | | | | |
| Black Black™ (7) | | | | | | | |

KITCHEN SINK COLOR INDEX

| Name | White 0 | Sea Salt FF | Biscuit 96 | Cane Sugar FD | Dune NY | Almond 47 | Ice Grey 95 | Sandbar G9 | Mexican Sand 33 | Cashmere K4 | Basalt FT | Thunder Grey 58 | Suede 20 | Black 'n Tan KA | Caviar FP | Matte Black CM1 | Black Black 7 |
|----------------|---------|-------------|------------|---------------|---------|-----------|-------------|------------|-----------------|-------------|-----------|-----------------|----------|-----------------|-----------|-----------------|---------------|
| Tile-In | | | | | | | | | | | | | | | | | |
| Alcott | • | | • | | | • | | | | | | | | | | | • |
| Cape Dory | • | | • | | | • | | | | | | | | | | | • |
| Delafield | • | | • | | | • | | | | | | | | | | | • |
| Dickinson | • | | • | | | • | | | | | | | | | | | • |
| Executive Chef | • | | • | | | • | | | | | | | | | | | • |
| Hawthorne | • | | • | | | • | | | | | | | | | | | • |
| Top-Mount | | | | | | | | | | | | | | | | | |
| Bakersfield | • | • | • | • | | • | • | • | | • | | | • | • | | | • |
| Bellegrove | • | • | • | • | | • | • | • | | • | | | • | • | | | • |
| Brookfield | • | • | • | • | | • | • | • | | • | | | • | • | | | • |
| Cape Dory | • | • | • | • | | • | • | • | | • | | | • | • | | | • |
| Deerfield | • | • | • | • | | • | • | • | | • | | | • | • | | | • |
| Delafield | • | | • | | | • | | | | | | | | | | | • |
| Efficiency | • | | • | | | • | | | | | | | | | | | • |
| Executive Chef | • | • | • | • | | • | • | • | | • | | | • | • | | | • |
| Gilford | • | | • | | | • | | | | | | | | | | | • |
| Hartland | • | • | • | • | | • | • | • | | • | | | • | • | | | • |
| Langlade | • | • | • | • | | • | • | • | | • | | | • | • | | | • |
| Lawnfield | • | • | • | • | | • | • | • | | • | | | • | • | | | • |
| Mayfield | • | | • | | | • | | | | | | | | | | | • |
| Riverby | • | • | • | • | | • | • | • | | • | | | • | • | | | • |
| Tanager | • | • | • | • | | • | • | • | | • | | | • | • | | | • |
| Wheatland | • | • | • | • | | • | • | • | | • | | | • | • | | | • |
| Under-Mount | | | | | | | | | | | | | | | | | |
| Alcott | • | | • | | | • | | | | | | | | | | | • |
| Bakersfield | • | • | • | • | • | • | • | • | • | • | • | • | • | • | • | | • |
| Bellegrove | • | • | • | • | • | • | • | • | • | • | • | • | • | • | • | | • |
| Brookfield | • | • | • | • | • | • | • | • | • | • | • | • | • | • | • | | • |
| Cairn | | | | | | | | | | | | | | | | • | |
| Cape Dory | • | • | • | • | • | • | • | • | • | • | • | • | • | • | • | | • |

| Name | White 0 | Sea Salt FF | Biscuit 96 | Cane Sugar FD | Dune NY | Almond 47 | Ice Grey 95 | Sandbar G9 | Mexican Sand 33 | Cashmere K4 | Basalt FT | Thunder Grey 58 | Suede 20 | Black 'n Tan KA | Caviar FP | Matte Black CM1 | Black Black 7 |
|-----------------------------|---------|-------------|------------|---------------|---------|-----------|-------------|------------|-----------------|-------------|-----------|-----------------|----------|-----------------|-----------|-----------------|---------------|
| Under-Mount | | | | | | | | | | | | | | | | | |
| Deerfield | • | • | • | • | • | • | • | • | • | • | • | • | • | • | • | | • |
| Dickinson | • | • | • | • | • | • | • | • | • | • | • | • | • | • | • | | • |
| Executive Chef | • | • | • | • | • | • | • | • | • | • | • | • | • | • | • | | • |
| Hartland | • | • | • | • | • | • | • | • | • | • | • | • | • | • | • | | • |
| Hawthorne | • | • | • | • | • | • | | • | | • | • | • | • | • | • | | • |
| Indio | • | • | • | • | • | • | • | • | • | • | • | • | • | • | • | | • |
| Iron/Tones | • | • | • | • | • | • | • | • | • | • | • | • | • | • | • | | • |
| Langlade | • | • | • | • | • | • | • | • | • | • | • | • | • | • | • | | • |
| Lawnfield | • | • | • | • | • | • | • | • | • | • | • | • | • | • | • | | • |
| Riverby | • | • | • | • | • | • | • | • | • | • | • | • | • | • | • | | • |
| Tanager | • | • | • | • | • | • | • | • | • | • | • | • | • | • | • | | • |
| Wheatland | • | • | • | • | • | • | • | • | • | • | • | • | • | • | • | | • |
| Whitehaven | • | • | • | • | • | • | • | • | • | • | • | • | • | • | • | | • |
| Whitehaven Hayridge | • | | | | | | | | | | | | | | | | |
| Bar & Utility | | | | | | | | | | | | | | | | | |
| Addison Bar | • | | • | | | • | | | | | | | | | | | • |
| Gimlet Bar | • | | • | | | • | | | | | | | | | | | • |
| Glen Falls Utility | • | • | • | • | • | • | • | • | • | • | • | • | • | • | • | | • |
| Harborview Utility | • | | • | | | • | | | | | | | | | | | • |
| Iron/Tones Bar | • | • | • | • | • | • | • | • | • | • | • | • | • | • | • | | • |
| Napa Bar | • | • | • | • | • | • | • | • | • | • | • | • | • | • | • | | • |
| Northland Bar (Top-Mount) | • | | • | | | • | | | | | | | | | | | • |
| Northland Bar (Under-Mount) | • | • | • | • | • | • | • | • | • | • | • | • | • | • | • | | • |
| Park Falls Utility | • | • | • | • | • | • | • | • | • | • | • | • | • | • | • | | • |
| Porto Fino Bar | • | • | • | • | • | • | • | • | • | • | • | • | • | • | • | | • |
| River Falls Utility | • | • | • | • | • | • | • | • | • | • | • | • | • | • | • | | • |

KITCHEN FAUCET FEATURES INDEX

| Name | Touchless Pull-Down | Pull-Down | Pullout | Single-Handle | Single-Handle with Sidespray | Two-Handle | Two-Handle with Sidespray | Single-Handle Remote Valve |
|----------------|---------------------|-----------|---------|---------------|------------------------------|------------|---------------------------|----------------------------|
| Kitchen Faucet | | | | | | | | |
| Antique | | | | | • | | • | |
| Artifacts | | • | | • | • | | | |
| Beckon | • | | | | | | | |
| Bellera | | • | | | | | | |
| Carafe | | | | | | | | |
| Clairette | | • | | | | | | |
| Clearwater | | | | | | | | |
| Coralais | | | • | | • | • | • | |
| Cruette | | • | | | | | | |
| Elate | | | • | | | | | |
| Essex | | | | | | • | • | |
| Evoke | | | • | | | | | |
| Fairfax | | | • | • | • | | • | • |
| Forté | | | • | | • | | • | • |
| HiRise | | | | | | • | | |
| Karbon | | | | | | | | • |
| Parq | | | | | | | | |
| ProMaster | | | | | | | | • |
| Purist | | | • | • | • | | | |
| Revival | | | | | | | • | |
| Sensate | • | | | | | | | |
| Simplice | | • | | | | | | • |
| Vinnata | | • | | | | | | |
| Wellspring | | | | | | | | |

| Deck-Mount Bridge | Deck-Mount Bridge with Sidespray | Wall-Mount Bridge | Wall-Mount | Deck-Mount Pot Filler | Wall-Mount Pot Filler | Bar Faucet | Beverage Faucet | Escutcheon | Name |
|-------------------|----------------------------------|-------------------|------------|-----------------------|-----------------------|------------|-----------------|------------|------------|
| Kitchen Faucet | | | | | | | | | |
| | | | • | | | | | | Antique |
| | | | | • | • | | | • | Artifacts |
| | | | | | | | | • | Beckon |
| | | | | | | | | • | Bellera |
| | | | | | | | • | | Carafe |
| | | | | | | | | • | Clairette |
| | | | • | | | | | | Clearwater |
| | | | | | | • | | • | Coralais |
| | | | | | | | | • | Cruette |
| | | | | | | | | • | Elate |
| | | | | | | • | | • | Essex |
| | | | | | | • | | | Evoke |
| | | | | | | • | | • | Fairfax |
| | | | | | | • | | • | Forté |
| • | | • | | • | • | • | | | HiRise |
| | | | • | | | • | | | Karbon |
| • | • | | | | | | | | Parq |
| | | | | | | | | | ProMaster |
| • | • | • | | | | • | | | Purist |
| | | | | | | • | | | Revival |
| | | | | | | | | • | Sensate |
| | | | | | | | | • | Simplice |
| | | | | | | | | • | Vinnata |
| | | | | | | | • | | Wellspring |

KITCHEN FAUCET FINISHES INDEX

| | Polished Chrome CP | Brushed Chrome G | Polished Stainless S | Vibrant Stainless VS | Brushed Stainless BS | Vibrant Polished Nickel SN | Vibrant Brushed Nickel BN | Vibrant Polished Brass PB | Vibrant Brushed Bronze BV | Oil-Rubbed Bronze 2BZ | Matte Black BL | Black Black 7 | White 0 | Biscuit 96 |
|----------------|--------------------|------------------|----------------------|----------------------|----------------------|----------------------------|---------------------------|---------------------------|---------------------------|-----------------------|----------------|---------------|---------|------------|
| Name | | | | | | | | | | | | | | |
| Kitchen Faucet | | | | | | | | | | | | | | |
| Antique | • | | | | | | • | • | | | | | | |
| Artifacts | • | | | • | | • | | | | • | | | | |
| Beckon | • | | | • | | | | | | • | | | | |
| Bellera | • | | | • | | | | | | • | | | | |
| Carafe | • | | | • | | | | | | | | | | |
| Clairrette | • | | | • | | | • | | | | | | • | |
| Clearwater | • | | | | | | | | | | | | | |
| Coralais | • | • | | | | | • | | | | | • | • | • |
| Cruette | • | | | • | | | | | | • | | | | |
| Elate | • | | | • | | | | | | | | | | |
| Essex | • | | | • | | | • | • | | | | | | |
| Evoke | • | | | • | | | | | | | | | | |
| Fairfax | • | • | | | | | • | • | • | • | | | | |
| Forté | • | • | | • | | | • | | • | | | | | |
| HiRise | | | • | | • | | | | | | | | | |
| Karbon | • | | | • | | | | | | | | | | |
| Parq | • | | | • | | • | | | | • | | | | |
| ProMaster | • | | | | | | | | | | | | | |
| Purist | • | | | • | | • | | | | | • | | | |
| Revival | • | | | | | | • | • | • | | | | | |
| Sensate | • | | | • | | | | | | | | | | |
| Simplice | • | | | • | | | | | | | • | | | |
| Vinnata | • | • | | • | | • | • | | • | • | | | | |
| Wellspring | • | • | | • | | | • | | • | | • | | | |



Sensate® pull-down touchless kitchen faucet K-72218-VS
Prolific® under-mount single-bowl kitchen sink with accessories K-5540-NA

Aerated Spray

A standard faucet stream designed to fill large pots and vases quickly.

Bar Faucet

A faucet designed and scaled specifically for use with a secondary or bar sink. These faucets frequently have a coordinating full-size kitchen sink faucet counterpart.

Bowl Configuration

The size and depth relationship between bowls in a double- or triple-bowl sink; for example, large/medium, high/low or double-equal.

Deck-Mount

A faucet installation style. A deck-mount faucet can be mounted on a sink or on the countertop behind it.

Escutcheon

An ornamental plate used to install a single-hole faucet on a three-hole sink by covering the extra holes.

Faucet Hole

Pre-drilled holes on a sink for faucet installation and for the installation of additional items, such as a sidespray, soap/lotion dispenser or beverage faucet. Before choosing a sink and faucet, be sure the number of holes on the sink matches what you need.

Neoroc™

Kitchen sinks made of Neoroc composite material are exceptionally durable with a warm, matte finish that complements natural countertops.

Apron-Front

A style of sink (also referred to as a farmhouse sink) with an exposed front panel. Apron-front sinks are available in enameled cast iron, stainless steel and fireclay models.

BerrySoft®

A gentle spray designed to wash fruits and vegetables.

Bowl Count

The number of bowls in a sink: one, two or three.

DockNetik®

A magnetic docking system that securely holds the sprayhead in place.

Faucet Accessory

An accessory designed to complement faucets in style and functionality, including soap/lotion dispensers, sidesprays, drains, strainers, and air gap and faucet hole covers.

KOHLER® Enameled Cast Iron

A material made in part with recycled iron that is poured into castings, cooled, covered with a powdered glass mixture and fired to a smooth, gloss finish.

Offset

A sink configuration with two bowls of different size, depth and/or shape.

Bar Sink

A sink designed for a family room or entertainment area. Bar sinks may also be paired with kitchen sinks for food prep or cleanup.

Beverage Faucet

A faucet that dispenses filtered drinking water.

Bridge Faucet

A two-handle faucet in which the handles and spout are connected by a “bridge,” similar to faucet styles in the early days of plumbing.

Double-Equal

A sink configuration with two bowls of identical size and shape.

Faucet Family

Coordinating faucets, such as a kitchen sink faucet and bar sink faucet, in the same design.

MasterClean™

An easy-to-clean silicone sprayface that withstands mineral buildup.

Pause Function

A feature that allows you to pause the water midstream for filling pots or watering plants on the countertop.

Pot Filler

A wall- or deck-mount faucet, installed next to or above a stove, designed for filling pots.

Pullout Faucet

A faucet with a multifunction sprayhead that pulls out for rinsing and spraying. Pullout faucets feature a larger grip area than pull-down faucets.

Sidespray

A small spray nozzle, completely separate from the faucet, with a pullout hose.

Smart Divide®

A two-bowl sink design developed by Kohler that features a low divider between the bowls to better accommodate pots and pans.

Three-Function Sprayhead

A sprayhead that combines an aerated spray with additional sprays and/or functions.

Under-Mount

A sink installation style in which the sink mounts beneath the counter and is typically used with solid-surface countertop materials.

Undertone Preserve® Sinks

Sinks that feature a scratch-resistant top coat that protects the sink from everyday wear and tear.

ProMotion® Technology

A braided hose and swiveling ball joint that prevent tangling and offer smooth operation.

PVD

An abbreviation of Physical Vapor Deposition, the method used to bond Vibrant® finishes to the faucet body.

Single-Handle Faucet

A faucet that has a one-lever control for volume and temperature. The control may be attached to the spout or stand apart.

Spray

A precise and powerful flow of water made for everyday cleaning tasks.

Top-Mount

A sink installation style in which the sink rim rests on the countertop surface. Top-mount sinks are often paired with laminate counters.

Under-Mount Sink Kit

An installation kit for KOHLER® under-mount sinks that eliminates the need to build a wood frame or drill into the countertop.

Wall-Mount

A faucet installation style in which the faucet mounts to the wall instead of to the sink or counter.

Pull-Down Faucet

A faucet with a sprayhead that pulls down and typically features multiple spray options.

Self-Trimming®

A feature of select apron-front sinks that lets you install an apron-front sink with most conventional cabinetry and minimal trim work.

Sink Accessory

A rack, cutting board or other accessory available for sinks.

Sweep®

A forceful spray with specially angled nozzles creating a blade of water that sweeps food debris from plates and the sink’s surface.

Two-Handle Faucet

A faucet with two separate controls: one for hot water and one for cold.

Undertone® Sinks

A line of KOHLER sinks that can be grouped to create customized configurations.



Sensate® pull-down touchless kitchen faucet K-72218-VS
Riverby® under-mount single-bowl kitchen sink K-5871-5UA3-G9

GET STARTED AT [KOHLER.COM/KITCHENS](https://www.kohler.com/kitchens) // 159

NOTES

This image shows a full page of blank, lined paper. It features approximately 20 horizontal blue or grey lines spaced evenly apart, typical of notebook paper. The lines extend across the entire width of the page, leaving small margins at the top and bottom. There are no vertical lines, text, or other markings on the page.

NOTES

NOTES

This image shows a full page of blank, lined paper. It features approximately 20 horizontal blue or grey lines spaced evenly apart, typical of notebook paper. The lines extend across the entire width of the page, leaving small margins at the top and bottom. There are no vertical lines, text, or other markings on the page.

NOTES

This image shows a single sheet of white paper with horizontal ruling lines. The lines are evenly spaced and run across the width of the page. There are no margins, text, or other markings on the paper.

